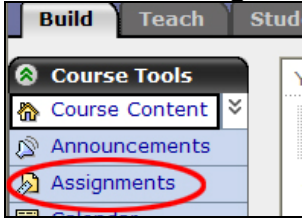


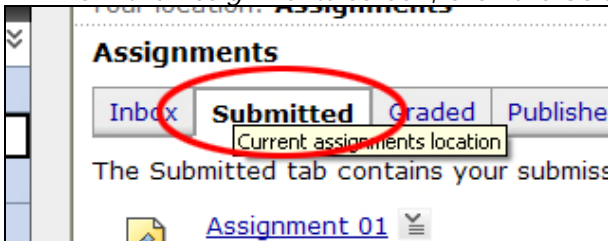
Students Taking Back Assignment Submissions

If an assignment due date has not passed and if the instructor allows it, students can take back a submission, revise it, and submit it again by doing the following:

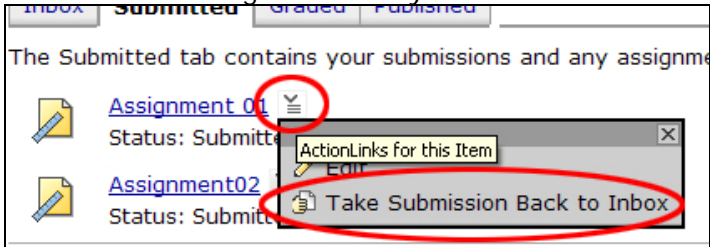
1. Click the **Assignments** link from the **Course Tools** menu.



2. From the *Assignments* screen, click the **Submitted** tab.



3. Locate the assignment that you want to take back and click its **ActionLinks** icon.



4. Click **Take Submission Back to Inbox**. The assignment will move to the inbox and eCourses will automatically take the student to the **Inbox** tab.

5. Click the assignment title to continue working on it.

